

						%	&	'	()	*	%	&
%		S%	%& S+! S\$% SSS-	5JD									
%		S%	%& %! S(! S\$%										
&\$		S%	%& %! S%! SSS%	B@FL% H56%									
&%		S%	%& S! S%& S\$&										
&&		S%	%& S'! S%! SSS(
&		S%	%& %\$! S**! S\$%\$	5									
&(S&	%& && S\$! SSS%	%G f8B5 J(!J)									
&)		S&	%& %\$! S\$% SSS%										
&*		S&	%& %& S' (! SSS%										
&+		S&	%& %& S\$+! SSS'										
&		S&	%& S+! S&! S\$%\$										
&		S&	%& %+! S\$(! SSS'	78(fg%+%&)									
' S		S&	%& %& S&(! SSS%										
' %		S&	%& S*! S' ,! SSS)										
' &		S&	%& %! S\$! SSS+										
''		S&	%& S! S%\$! SSS'	FD5									
' (S&	%& %! S&! SSS%										
')		S&	%& %& S\$! SSS&	!!									
' *		S&	%& %(! S\$% S\$) &	¼! #									

						%	&	'	()	*	%	&
' +		S&	%& &! SS(! SSS&										
' ,		S&	%& S+! S&& SSS%	?AbC(
' -		S&	%& S+! SS% SS(S	7UA?==									
(\$		S&	%& S- ! SS+! SSS)										
(%		S&	%& S, ! S%& SSS)	J									
(&		S&	%& S' ! S% ! SSS)	?5GD									
('		S&	%& S, ! S% ! SSS%										
((S&	%& %! SS, ! SSS%										
()		S&	%& %! S', ! SSS*										
(*		S&	%& S+! S& ! SSS&										
(+		S'	%& && SS- ! SSS&	'									
(,		S'	%& %& SS+! SSS(
(-		S'	%& S+! S& ! SS%	9xYbX] b! (
) \$		S'	%& S+! SS- ! SS%										
) %		S'	&& S+! S%& SSS'										
) &		S'	%& %! SS(! SSS(DC@F&9f g' +, +S%*									
) '		S'	%& S*! S', ! SSS*										
) (S'	%& %! S& ! SS%+	689! (+									
))		S'	%& %& SS) ! SSS'	C% +. <+									

						%	&	'	()	*	%	&
)*	\$	%& %! SS% SSS'											
)+	\$	' & &! SS(! SSS%	¼!										
),	\$	%& %&! S*-! SSS,											
)-	\$	%& %&! SS) ! SSS%											
*\$	\$	%& S+! S%! SS&&											
%	\$	%& S+! SS% SSS	>M&S%										
*&	\$	' & %! SS' ! SSS%											
*'	\$	%& %+! S' S! SSS&											
* (\$	%& S, ! S%& SS%&	%&(! CGBE										
*)	\$	&& %&! SS(! SSS)											
**	\$	%& %&! SS+! SSS(#										
*+	\$	%& S' ! S%! SSS%	,!' &										
*,	\$	%& %&! S' S! SSS%											
*-	\$	%& %&! S**! SSS%											
+\$	\$	%& S+! SS) ! SSS&											
+%	S(%& && SS- ! SSS'											
+&	S(%& %! S& ! SSS%											
+'	S(%& %& S%+! SSS)	EH@										
+ (S(%& %& S%! SSS%											

						%	&	'	()	*	%	&
+))	S(%& %&! S) ' ! SSS&											
+*)	S(%& %&! SS(! SSS,	DC@F&@f g' +, +S%*										
++)	S(%& %&! S% ! SSS+	KX%										
+ ,	S(' & S*! S' , ! SSS%											
+)	S(' & % ! S& ! SSS+											
, \$	S(%& %&! SS) ! SSS)											
, %	S(%& %&! SS% SS%	D&M&										
, &	S(%& %&! S) & SSS&	CGF										
, '	S(%& &! SS% SSS%											
, (S(%& S+! S% ! SSS,											
,)	S(%& S+! SS% SSS&											
, *	S(&& %&! SS) ! SSS&											
, +	S(%& %&! SS- ! SSS-	a] F! % &) d										
, ,	S(%& S' ! S% ! SSS&	HU@D%										
, -	S(&& S, ! SS- ! SSS)											
- \$	S(%& S*! SS(! SSS%											
- %	S(%& S*! SS% SSS+	5&<! %										
- &	S(%& && S' , ! SSS%											
- '	S(%& S% S%+! SSS&											
- (S)	' & && SS- ! SSS%											

						%	&	'	()	*	%	&
-)))	%& %! SS ! SSS&										
- *))	' & S% S%! SSS%										
- +))	%& %! S%+! SSS&										
-,))	%& %! SS+! SS&&										
--))	%& %! S&&! SSS&										
%SS))	&& &! SS+! SS%*										
%S%))	' & S*! S' , ! SSS'	7C8#B B&C									
%S&))	' & %+! S%! SSS(
%S'))	%& %! SS) ! SSS(
%S())	%& %! SS% SS&&	BfZ&									
%S)))	%& S*! S%! SSS&	D #(<G#DGG									
%S*))	%& &! SS ! SS%)	#									
%S+))	%& S+! S%! SS%&	!									
%S,))	%& S+! SS% SS' '	d)'									
%S-))	%& %+! SS*! SSS'										
%S&))	%& %+! SS ! SSS%										
%S%))	%& S' ! S%! SS&+										
%S&))	%& %! S% ! SSS&										
%S%))	%& %! S%! SSS*										

						%	&	'	()	*	%	&
%@)	%& \$- ! \$\$% \$\$\$	8B5	5D7#7	g FB5								
%@)	&& \$, ! \$\$- \$\$\$											
%@)	%& \$*! \$\$(! \$\$%\$											
%@	\$*	' & && \$\$- ! \$\$\$											

						%	&	'	()	*	%	&
%'	\$+	%& %(! S%! SSS&											
% (\$+	%& S+! S&! SS((
%)	\$+	%& S+! S%! SS%+											
%*	\$+	%& S+! S&! SSS%	8B5										
%+	\$+	%& %! S)! SSS'											
%,	\$+	%& S+! SS% S) S	8	'!									
%-	\$+	' & %! S%! SSS'											
%\$	\$+	%& &! SS(! SSS-											
%%	\$+	%& S+! SS& SSS%											
%&	\$+	%& S+! SS)! SSS%		F['									
%'	\$	%& %! S' S! SSS-											
%(\$	%& &! S-, ! SSS%	C5	<B %W									
%)	\$	%& %! S&S! SS%		8cZ(8cZ%&									
%*	\$	%& %! S) -! SSS%											
%+	\$	%& &! SS+! SS&&											
%,	\$	%& %! S' +! SSS%											
%-	\$	%& &! S%+! SS&&	85! *										
%\$	\$	%& %! S&S! SSS%		CCF									
%%	\$	%& S-! S%& SSS'	D&L+	6a? =									

						%	&	'	()	*	%	&
%+&	\$	%& S& SS% SSS%											
%+'	\$	' & %! S& ! SSS(5										
%+(\$	%& %! SS% SS' &	9F ^{1/2} 9F ^{1/4}										
%+)	\$	%& S' ! S' S! SSS%											
%+*	\$	%& %! S&+! SSS%	[`hd%										
%++	\$	%& %! % (! SSS%											
%+,	\$	%& S+! S%! SS%&											
%+-	\$	%& S+! SS% SS&											
% \$	\$	%& %! S& ! SS%\$											
% %	\$	' & %! S%! SSS(!										
% &	\$	%& S ! S%& SS%&	6GE CCE										
% '	\$	%& & ! SS*! SSS'											
% (\$	%& %! S) S! SS%\$											
%)	\$	%& S*! SS% SS%\$	7U!% DcZi h%										
% *	\$	%& %! S' S! SS%&											
% +	\$	%& %! S%! SSS%	<GD* GH95D%										
% ,	\$	%& %! S) -! SSS&											
% -	\$	%& & ! SS+! SS((
% \$	\$	%& %& S' +! SS%&	Kbh										

						%	&	'	()	*	%	&
% %	\$	%& %& S&(! SSS)											
% &	\$	%& \$! SS(! SSS'	=@ *	H%+									
% '	\$	%& S& SS+! SSS'	=ff9	7% &									
% (\$	%& %&! S) *! SSS%	G !%										
%)	\$	%& %! SS ! SSS%	57\9										
% *	\$	%& %&! S& ! SSS%&											
% +	\$	%& %&! SSS% SS' +	d' ! >B?	CC8 CD									
%,	\$	%& S*! S' *! SSS'											
% -	\$	%& %&! S* -! SSS%											
&SS	\$	%& %&! S&(! SSS%&											
&S%	\$	%& %& S' & SSS%											
&S&	\$	%& S+! S&*! SSS&	7U&Z]BCG									
&S'	\$	%& S+! SSS% SS' -											
&S(\$	%& %! S(% SSS)											
&S)	\$	' & %! S% ! SSS%	4										
&S*	\$	%& %& S% ! SSS%											
&S+	\$	%& %! S% ! SSS(7										
&S,	\$	%& %& S%&! SSS(CC8										
&S-	%&	%& %! SSS% SSS&	&	!									
&S&	%&	%& %&! S&&! SSS%		¼!									

						%	&	'	()	*	%	&
88%		%	%& S+! SS(! SSS'	6									
88&		%	%& %&! S(, ! SSS%										
88%		%	%& &! SS+! SS(-										
88(%	%& &! S%&! SSS,										
88)		%	%& %& S' +! SSS)	*									
88*		%	%& %& S&&! SSS'	—									
88+		%	%& %! SS, ! SSS'	FB5] 7F=GDF									
88%		%	' & %& S(& SSS%										
88%		%	%& %! SS, ! SSS-										
88&		%	%& %&! S' ' ! SSS%										
88%		%	%& %&! S&&! SSS)	AcG&									
88&		%	%& %&! SSS% SS(*	5FH 5FAG D7F B ?6%									
88&		%	%& S*! S' *! SSS%	!									
88(%	' & %&! S')! SSS%	D@ 5! 5									
88)		%	%& %&! S% ! SSS%										
88*		%	%& %&! SS) ! SSS(55! &									
88+		%	' & S+! SSS% SSS&	¼! @DG									
88&		%	%& %&! SS, ! SSS%	78?B =bXY									
88&		%	%& %! S% ! SSS+										

						%	&	'	()	*	%	&
& S	%	%& S*! S%&! SSS'	7@A' + `dd										
& %	%	%& S+! SS) ! SSS(
& &	%	%& %! SS% SSS'											
& '	%	%& %&! S&&! SSS,											
& (%	' & %&! S) - ! SSS&	E										
&)	%	%& && SS' ! SSS%											
& *	%	' & &! SS, ! SSS&	668										
& +	%	%& &! SS+! SS),	F77F D5C										
& ,	%	%& &! SS& SS%+											
& -	%	' & %+! SS% SSS%											
& S	%	%& &% S%+! SS' %	F8										
& %	%	%& %! SS, ! SSS&											
& &	%	%& %&! SS, ! SSS&	%										
& '	%	%& %&! S& ! SS%*	NH										
& (%	%& %! SS% SS(-											
&)	%	%& %! S% ! SSS(
& *	%	%& %&! SS) ! SSS)											
& +	%	%& %! S' ' ! SSS(
& ,	%	%& S, ! S%& SSS,	8B5										
& -	%	%& S' ! S% ! SSS&	H5FF%										

						%	&	'	()	*	%	&
Q S	%	%& ! SS(! SS%+											
Q %	%	%& %! S%(! SS&	A] WcFB5										
Q &	%	%& %! S' , ! SS%											
Q '	%	%& S*! SS% SSS,											
Q (%	%& %&! S**! SSS(
Q)	%&	&& %! S&! SSS%											
Q *	%&	&& %& S' (! SSS&											
Q +	%&	&& %& S&& SSS&											
Q ,	%&	&& S+! S%& SSS%	! !										
Q -	%&	&& Q! SS+! SS%+											
&* S	%&	' & %! S%! SSS&											
&* %	%&	&& S+! S&+! SSS'	---										
&* &	%&	&& S& SS+! SSS'											
&* '	%&	&& S-! S%*! SSS,											
&* (%&	' & %! S%& SSS'											
&*)	%&	&& %& SS) ! SSS%											
&* *	%&	' & %&! S' ! SSS%											
&* +	%&	&& S+! SS% SSS%											
&* ,	%&	&& %&! S(-! SSS%											
&* -	%&	&& %! SS) ! SSS(b] g] b! QD=										

						%	&	'	()	*	%	&
&S	%&	&&! %! SS) ! SS%&											
&%	%&	&&! %! S') ! SSS'											
&&	%&	' &! %! SS- ! SSS'	B'										
&'	%&	&&! &*! S%! SSS'											
&(%&	&&! %#! SS(! SSS(
&)	%&	&&! S, ! S%&! SSS%&	; Yb 89<D										
&*	%&	&&! S, ! SS- ! SSS*'											
&+	%&	&&! S*! S' - ! SSS%&	579										
&,	%	&&! &&! S%&! SSS%&	!										
&-	%	&&! %&! S) % SSS'	=BQ %										
& S	%	&&! %&! S&&! SSS)	DX! % 565										
& %	%	&&! %&! S&&! SSS'											
& &	%	&&! &! SS+! SS&	' 8										
&'	%	&&! %&! S' +! SSS&											
& (%	&&! S+! S&+! SSS&	#										
&)	%	&&! S&! SS+! SSS&	# #										
& *	%	&&! S- ! S%#! SSS(
& +	%	&&! %&! SS) ! SSS&											
& ,	%	' &! %&! S' ' ! SSS&	F=; != <7J										

						%	&	'	()	*	%	&
& -	%	&&! %! SS) ! SSS,											
& S	%	' & S+! SS% SSS'											
& %	%	&&! %+! SS) ! SSS*											
& &	%	&&! %! SS(! SSS%											
& '	%	&&! S, ! S%! SSS&	5	G									
& (%	&&! %! SS(! SSS%	—										
&)	%	' & S' ! S&! SSS%	—										
& *	%	&&! S' ! S% ! SS++											
& +	%	&&! %! S) S! SSS%											
& ,	%	&&! S, ! SS- ! SSS&	C#K										
& -	%	&&! %! S**! SSS&											
' SS	%	&&! S% S%+! SSS%	F75	8B5									
' S%	01	13-22-001-0001											
' S&	01	13-16-001-0003	---										
' S	01	13-07-009-0001											
' S(01	13-07-011-0005	---										
' S)	01	13-11-037-0002											
' S*	01	34-04-007-0001											

						%	&	'	()	*	%	&
' \$+	01	13-27-003-0001	IgM IgG										
' \$	01	13-05-003-0005	--										
' \$-	01	13-13-026-0001	—										
' %\$	01	13-06-021-0003											
' %%	01	13-10-005-0001	CTAS-										
' %&	01	13-07-001-0024											
' %	01	13-07-001-0029											
' %	01	13-19-034-0001											
' %	01	14-18-015-0001											
' %*	01	24-08-004-0001											
' %+	01	13-16-009-0006	---										
' %	01	13-13-010-0002	--										
' %	01	13-19-050-0003											
' &\$	01	13-07-002-0002											
' &%	01	14-06-010-0001	---										
' &&	02	23-15-004-0003											
' &	02	13-16-001-0004	e-smart										
' &	02	13-07-009-0006	—										
' &	02	14-25-012-0001											
' &*	02	23-16-032-0003											
' &+	02	14-13-001-0001											

						%	&	'	()	*	%	&
'(,	03	33-15-023-0001											
'(-	03	13-13-001-0001	Algabiotech										
')\$	03	13-05-003-0001											
')%	03	13-24-004-0003	-										
')&	03	13-10-024-0002											
')'	03	13-07-001-0004											
')('	03	13-07-001-0030											
')))	03	13-07-001-0003	Miemie										
')*'	03	14-10-049-0001											
')+'	03	13-17-009-0003											
'),'	03	23-16-004-0007											
')-'	03	13-12-031-0001											
'*\$'	03	13-14-008-0001											
'*%'	03	13-07-002-0011											
'*&'	03	23-08-009-0013	Real										
'*''	03	14-12-010-0001	---										
'*(04	13-11-007-0003	---										
'*')'	04	13-07-009-0016											
'**'	04	33-25-007-0001											

'*+		04	13-26-013-0001	—		%	&	'	()	*	%	&
-----	--	----	----------------	---	--	---	---	---	---	---	---	---	---

						%	&	'	()	*	%	&
' , +	05	13-02-007-0002											
' , ,	05	33-21-001-0001	GPR15L										
' , -	05	13-04-001-0002	GRP78										
' - \$	05	13-29-002-0006											
' - %	05	13-11-005-0001	---										
' - &	05	13-14-001-0003											
' - '	05	13-10-024-0001											
' - (05	13-07-026-0001	---										
' -)	05	13-07-001-0034											
' - *	05	13-07-001-0037											
' - +	05	13-17-022-0001											
' - ,	05	13-08-004-0003	La Sota										
' - -	05	13-03-019-0014											
(\$\$	05	33-20-028-0001											
(\$%	05	13-07-002-0005	8KQ	-									
(\$&	05	13-06-006-0007											
(\$'	05	23-07-005-0001											
(\$(06	34-07-015-0001											
(\$)	06	13-07-009-0012											
(\$*	06	13-11-037-0001											

						%	&	'	()	*	%	&
%		12-12-010-0009	CHIP	LATS1/2									
			Hippo										
&		12-07-028-0004	GHRH	SNPs									
'		12-07-028-0003											
(12-29-001-0001	ILP-2										
			MCF-7										
)		12-29-001-0006		NaCl									
*		32-07-005-0001											
+		22-07-005-0003	Cyt-b										
,		13-07-005-0003											
-		22-07-005-0002		DNA									
%\$		13-07-005-0001											
%%		13-07-005-0004		mRNA									
%&		33-07-005-0002											
%		12-01-009-0004											
%		12-01-017-0003											
%		12-15-051-0010											
%		22-06-039-0002		N-									
%		12-10-066-0005											
%		12-10-066-0003											

						%	&	'	()	*	%	&
&S		22-10-066-0004											
&%		23-10-066-0003	—										
&&		31-21-045-0002	-										
&		31-21-045-0001											
&(12-21-044-0006	--										
&)		12-06-010-0004	Fn3-Hc-CATH)										
&*		12-06-010-0005											
&+		12-06-022-0001											
&		32-06-001-0001	ALK										
&		13-06-001-0004											
' \$		11-06-006-0001											
' %		13-06-006-0004											
' &		13-06-006-0001											
' '		13-06-006-0002											
' ('		13-08-023-0002	—										
')		12-15-038-0042	-										
' *		12-15-038-0028											
' +		33-15-038-0007											
' ,		13-15-038-0001											

						%	&	'	()	*	%	&
' -			32-07-020-0003										
(\$			33-07-020-0001										
(%			12-08-003-0006	OJIP									
(&			12-08-009-0017	pheS rpoA									


						%	&	'	()	*	%	&
)-			12-19-050-0005										
*\$			12-19-050-0001										
*%			13-19-050-0001										
*&			12-13-005-0001	Cry	Apn7								
*'			13-13-016-0001										
*('			22-13-010-0001										
*)			13-13-010-0003										
**			13-13-010-0004										
*+			13-13-010-0001	-									
*,			12-09-001-0001										
*-			12-09-001-0002										
+\$			22-19-039-0004										
+%			12-19-014-0011	ECP									
+&			12-19-014-0003										
+'			12-19-014-0025										
+('			12-19-014-0001	COI									
+)'			12-19-014-0002										
+*			12-19-014-0009	Dmrt									
++			12-19-014-0010										
+,			12-19-014-0012	Virb11									

						%	&	'	()	*	%	&
+-			12-19-014-0018										
			12-19-014-0029										
			01	Cas9-Free									

--			12-03-019-0042
%\$%			22-03-019-0029
%\$&			22-03-019-0051
%\$'			13-03-019-0004
%\$(13-03-019-0006

%)

						%	&	'	()	*	%	&
%%			23-16-004-0001										
%&\$			23-16-004-0004	Egg-Ca									
%&%			12-16-008-0002	lncRNA									
%&&			12-16-008-0006	5									
%&!			12-16-008-0003	QPCTL indel									
%&{			12-16-008-0004										
%&}			11-16-009-0010										
%&*			11-16-009-0002	—									
%&+			13-16-009-0005	---									
%&.			24-16-009-0001	---									
%&.			14-16-009-0001	---									
% \$			12-26-018-0003										
% %			22-26-018-0004										
% &			22-26-018-0002										
% '			32-15-049-0002										
% (32-15-049-0004										
%)			12-08-011-0012	Orai1									
% *			12-08-011-0020										



						%	&	'	()	*	%	&
% +		12-08-011-0028	p38 MAPK	BPIV3									
%,		12-08-011-0017	¾										
% -		12-08-011-0004											
% \$		12-08-011-0001	YdjM	/									
% %		12-08-011-0013	PCR	VU"• > 0									

% &



						%	&	'	()	*	%	&
%+			13-17-030-0001										
%,			14-17-022-0001										
%-			13-17-022-0002										
%\$			22-17-035-0008	DGGE	MiSeq								
%%			22-17-035-0023										
%&			12-18-013-0003										
%'			12-18-015-0009										
%('			12-18-015-0010										
%)			14-18-015-0003										
%*			13-18-015-0001	HP									
%+			12-18-041-0012										
%,			12-18-041-0015										
%-			12-18-019-0002										
/\$			12-11-039-0002	Toll									
%%			32-11-039-0001										
%&			12-09-007-0004										
%'			23-19-004-0001	a-maize									
%('			12-19-012-0003	MRSA									
%)			12-13-003-0001										
/*			12-17-002-0004										

						%	&	'	()	*	%	&
--	--	--	--	--	--	---	---	---	---	---	---	---	---

%+

						%	&	'	()	*	%	&
%+		12-07-001-0016	GFP-ER-AD										
%,		12-07-001-0032	LPS										
%-		12-07-001-0001	NF- B										
&&\$		12-07-001-0019											
&&%		12-07-001-0002	LysGH15										
&&&		12-07-001-0028	LPS										
&&'		12-07-001-0044	DNA Knoevenagel										
&&(12-07-001-0004	GH-K3										
&&)		12-07-001-0053	1/2-										
&&*		12-07-001-0007											
&&+		12-07-001-0030	miR-543 GH										
&&,		12-07-001-0023											
&&-		12-07-001-0034											
&&\$		22-07-001-0002	Mg2+ BSA :										
&&%		22-07-001-0003	1/4-										
&&&		21-07-001-0001											
&&		13-07-001-0028											
&&(13-07-001-0022											
&&)		21-07-001-0004											
&&*		21-07-001-0005											

						%	&	'	()	*	%	&
&+		13-07-001-0006	--										
&%		13-07-001-0036											
&%		13-07-001-0014											
&&\$		24-07-001-0001											
&&%		13-07-001-0008											
&&&		13-07-001-0016											
&&		13-07-001-0005	2										
&&(13-07-001-0019											
&&)		12-07-024-0003	X										
&&*		32-07-024-0001											
&&+		32-07-021-0001	/g-C3N4										
&&		33-07-021-0001											
&&		12-07-013-0006	GmTGA										
& \$		12-07-013-0001											
& %		12-07-013-0021	bFGF-										
& &		12-07-013-0016											
& '		12-07-013-0019	ATP/ADP AATP1										
& (13-07-013-0002											
&)		13-07-013-0003											
& *		12-07-025-0023	PCR										

						%	&	'	()	*	%	&
& +		12-07-025-0006	CsSQ1 CsSQ2										
& ,		12-07-025-0021											
& -		12-07-025-0032											
& \$		12-07-025-0007											
& %		12-07-025-0031											
& &		12-07-025-0034											
& '		12-07-025-0042											
& (13-07-025-0005											
&)		23-07-025-0001											
& *		24-07-025-0001											
& +		13-07-016-0003											
& ,		13-07-016-0004											
& -		12-07-026-0001											
& \$		12-07-026-0005	LNCaP										
& %		22-13-008-0003											
& &		22-13-008-0002											
& '		13-13-008-0001											
& (12-19-006-0006											
&)		12-19-006-0004											
& *		11-10-005-0004	CRISPR										

						%	&	'	()	*	%	&
&+		11-10-005-0006											
&,		22-10-005-0003	—										
&-		22-10-005-0001											
&\$		13-14-027-0001 22-10-005-0002	NADES Gemini										
&%		12-14-018-0005 22-10-005-0007											
&&		32-14-035-0002 12-10-154-0002											
&'		12-10-024-0005	omega GST										
&(12-10-024-0002											
&)		22-10-024-0006	³ / ₄ -										
&*		22-10-024-0004											
&+		22-10-024-0002	ACE										
&,		13-10-024-0006											
&-		12-10-069-0010											
&\$		33-14-016-0001											
&%													
&&			PDX —										
&'													
&(
&)		13-24-004-0001											
&*		13-24-004-0002											

z S

-0001

						%	&	'	()	*	%	&
& +		12-14-001-0036	D										
& ,		12-14-001-0007	uc. 48+ P2Y12 gp120										
& -		12-14-001-0013	OsHDT703										
' \$\$		12-14-001-0045											
' \$%		32-14-001-0001	CRISPR/Cas9 NOTCH2										
' \$&		32-14-001-0002	TPX2										
' \$		13-14-001-0005											
' \$(33-14-001-0001	SAIMED										
' \$)		13-14-001-0011	VIRUS										
' \$*		13-14-001-0012											
' \$+		12-18-011-0001											
' \$,		12-10-028-0011	B3										
' \$-		12-10-028-0001	ICT1										
' \$&		32-10-028-0003	MitoQ										
' \$%		32-10-033-0003											
' \$&		12-05-001-0001	Oct4										
' \$		13-05-003-0003	-										
' \$		12-11-005-0001											
' \$		14-11-005-0002	-										

% & ' () *

						%	&	'	()	*	%	&
' +			32-15-023-0001										
' ,			32-15-023-0002										
' -			32-04-015-0002	D									
' (\$			12-04-001-0002	microRNAs									
' (%)			13-04-001-0003										
' (&			12-25-003-0001	Hsp90 Hsc70									
' ('			32-25-003-0001										
' ((12-16-032-0014	SIgA LZM									
' ()			12-16-032-0001	PGM									
' (*			12-09-012-0001	CA1									
' (+			32-09-016-0001	TiO2									
' (,			21-09-016-0001	D									
' (-			22-09-016-0005										

')\$

						%	&	'	()	*	%	&
')+			12-14-026-0006										
'),			12-14-026-0002	DNA									
')-			12-14-026-0009	DNA MSAP									
' *\$			12-14-026-0007										
' *%			12-14-026-0012										
' *&			12-19-035-0001										
' *'			12-19-008-0004										
' *(12-19-008-0005										
' *)			21-06-060-0001										
' **			22-06-060-0001										
' *+			12-21-001-0005	northern microRNA									
' *,			12-21-017-0018										
' *-			12-21-017-0026	CAPN3									
' +\$			12-21-017-0010	FtMYB56									
' +%			12-21-017-0013										
' +&			12-21-017-0016										
' +'			13-21-017-0001										
' +(33-21-017-0001	1+1+8									
' +)			22-10-016-0001										
' +*			12-02-007-0001										

						%	&	'	()	*	%	&
' ++			13-02-007-0001										
' +,			13-02-007-0003										
' +			12-07-027-0006										
' , \$			12-11-024-0002										
' , %			12-11-037-0004										
' , &			12-11-037-0002										
' , '			12-11-037-0007			5							
' , (12-17-013-0001										
' ,)			12-17-013-0004	EGCG	SCUBE2								
' , *			12-17-013-0014										
' , +			12-17-013-0029	ER ^{1/4}	SIRT1-AMPK								
' , ,			12-17-013-0010	Myocardin	HCG	ER ^{1/4}							
' , -			12-17-013-0015										
' - \$			32-17-013-0001		-								
' - %			32-17-013-0003	Fucoidan	S180								
' - &			22-17-013-0001										
' - '			12-17-004-0002										
' - (12-17-004-0001										
' -)			12-17-064-0001										
' - *			22-17-064-0014										

						%	&	'	()	*	%	&
' - +			12-25-010-0006										
' - ,			12-25-010-0002	UV-C									
' - -			33-25-010-0001										
(\$\$			12-25-007-0063	HD-ZIP									
(\$%			12-25-007-0068	Genetic variant of SPARC gene									
(\$&			12-25-007-0043	MiR-214-3p 3T3-L1									
(\$			12-25-007-0050	PLAG1									
(\$(12-25-007-0020	GHR GDF9									
(\$)			12-25-007-0025	:pH									
(\$*			12-25-007-0036	PIS									
(\$+			12-25-007-0046	CNV of MYLK4 in goat									
(\$,			12-25-007-0065	1- -3-									
(\$-			12-25-007-0001										
(%\$			11-25-007-0002										
(%%			12-25-007-0004	1									
(%&			12-25-007-0038	5 PLAG1 InDel									
(%			12-25-007-0009	JrWRKY7									
(%			12-25-007-0012										
(%)			12-25-007-0019	¿ 13C									
(%*			12-25-007-0031										

						%	&	'	()	*	%	&
(%+			12-25-007-0032										
(%			12-25-007-0033										
(%			12-25-007-0066										
(&\$			12-25-007-0067										
(&%			12-25-007-0073	ADAMTS9	indel								
(&&			12-25-007-0013	Variants of PPP2R2B in cattle.									
(&			32-25-007-0002	Rht5									
(&			22-25-007-0014	/									
(&			22-25-007-0015	Q0									
(&*			22-25-007-0020										
(&+			22-25-007-0004	/									
(&			22-25-007-0007										
(&			22-25-007-0009										
(' \$			32-25-007-0003	3	7								

(' %

						%	&	'	()	*	%	&
(' +			12-26-008-0006										
(' ,			12-26-008-0001										
(' -			32-26-008-0001										
((\$			13-26-008-0001										
((%			12-21-013-0002										
((&			22-21-013-0004	D-									
(('			22-21-013-0003										
(((23-21-013-0005										
((()			12-21-022-0002										
(((*			12-31--0001	NADP/NADPH DEHP								Yi-Pin g Ho	
(((+			22-10-048-0003										
(((,			22-10-048-0004										
(((-			22-10-048-0001										
(() \$			12-10-054-0004	LncRNA									
(() %			12-10-054-0008	12									
(() &			22-15-012-0001										
(() '			13-25-012-0001										
(() (32-07-004-0001	VEGF									
(())			12-10-053-0001	TLR-21, -22, -25									
(() *			12-10-059-0003										

						%	&	'	()	*	%	&
()+		12-10-059-0004											
(),		12-10-020-0006											
()-		12-10-020-0005											
(*S		12-10-020-0010	SseB										
(*%		12-10-020-0015	³ / ₄ ELISpot										
(*&		12-10-020-0007											
(*'		13-10-020-0006	---										
(* (12-25-036-0004	GHR 9-bp-										
(*)		12-15-054-0003											
(* *		12-15-054-0012											
(* +		12-15-054-0013											
(* ,		23-15-054-0001											
(* -		12-07-011-0005											
(* \$		32-07-011-0001											
(* %		32-07-011-0003											
(* &		23-07-011-0001	---										
(* '		23-07-011-0003	---										
(* (33-07-011-0001											
(*)		11-07-009-0001	C										
(* *		12-07-009-0003											

(++		12-07-009-0001	SD										
(+,		12-07-009-0023	PCR EGFR										

(+ %` y#-#ó,@M uŽ ŸÓ]@2Ž Ôò`ò`è´ &>» .ôb\$€("ð Q) bW'7±¾'0RĚAR°Q J) W ú+O 6 á 7P8\$B ĩ•#('" %).û#(`ð Q #3" Bŷ#w U*6



						%	&	'	()	*	%	&
)%+		12-16-001-0006	3D										
)%		13-16-001-0002											
)%		12-16-015-0004											
)&\$		22-16-015-0004											
)&%		12-04-005-0002											
)&&		23-15-004-0002											
)&		22-01-016-0002											
)&(22-01-016-0001											
)&		22-01-016-0003											
)&*		12-10-015-0002											
)&+		12-17-008-0006	PCR										
)&		12-17-008-0004	YZ-02										
)&		14-17-008-0001	—										
)' \$		12-19-001-0007											
)' %		13-19-001-0002	— EA										
)' &		13-19-001-0001											
)''		13-19-109-0001											
)' (12-01-028-0006											
)')		12-01-028-0008											
)' *		12-19-030-0001											

)' -

22-009-0004

()	*	%	&
[REDACTED]				

						%	&	'	()	*	%	&
--	--	--	--	--	--	---	---	---	---	---	---	---	---

*%+

						%	&	'	()	*	%	&
*! *			12-07-002-0002										
*! +			12-07-002-0003	BRCA1									
*! ,			13-07-002-0004										
*! -			13-07-002-0009										
*(\$			13-07-002-0010	Lost Cherry									
*(%			12-14-008-0013										
*(&			13-14-008-0003										
*('			12-19-050-0011										
*((13-19-050-0002										
*()			12-13-005-0002										
*(*			23-13-016-0002										
*(+			32-13-015-0002										
*(,			12-13-010-0002										
*(-			12-13-010-0003	L-									
*) \$			12-13-010-0004	DNA									
*) %			13-13-010-0005	DNA DNA									
*) &			13-13-010-0008										
*) '			23-13-010-0001										
*) (22-13-010-0002	—									
*))			13-13-010-0007										

% & '

						%	&	'	()	*	%	&
+%		12-03-019-0018	2 —										
+%		12-03-019-0034	H-7										
+%		22-03-019-0010											
+%		12-03-019-0040	H2A.Z										
+&\$		22-03-019-0069											
+&%		13-03-019-0011											
+&&		13-03-019-0008	---										
+&		22-03-019-0004											
+&{		22-03-019-0005											
+&}		22-03-019-0006											
+&*		22-03-019-0052											
+&+		22-03-019-0071	VB										
+&		13-03-019-0007											
+&		12-16-002-0017											
+ ' \$		13-16-002-0007											
+ ' %		13-16-002-0004											
+ ' &		22-16-007-0005											
+ ' '		22-16-007-0002											
+ ' (23-16-004-0002											
+ ')		13-16-042-0002	-										

						%	&	'	()	*	%	&
+' *			13-16-042-0001										
+' +			12-16-009-0003										
+',			12-16-009-0007	2,4-D									
+' -			12-16-009-0004										
+(\$			12-16-009-0011	miR-301b									
+(%			13-16-009-0003	—									
+(&			13-16-009-0004	---									
+('			23-16-009-0003	---									
+((22-26-018-0001										
+()			32-15-049-0005										
+(*			22-08-011-0003										
+(+			32-08-011-0001	17									
+(,			13-08-004-0002	-									
+(-			12-03-041-0009										
+) \$			22-03-041-0002										
+) %			22-03-041-0003	-									
+) &			12-18-033-0001										
+) '			12-17-009-0005										
+) (32-17-009-0002	caspase-3									
+))			13-17-009-0002	—									

						%	&	'	()	*	%	&
+) *			13-17-009-0005										
+) +			12-17-030-0011										
+) ,			34-17-030-0001										
+) -			12-17-022-0004	Fibulin-1									
+* \$			12-17-022-0013										
+* %			12-17-022-0009										
+* &			13-17-022-0007	Natural dye									
+* '			22-17-035-0015	MiSeq									
+* (22-17-035-0019	DGGE MiSe									
+*)			22-17-035-0010										
+* *			22-17-035-0018										
+* +			22-17-035-0006	-									
+* ,			22-17-035-0002										
+* -			22-17-035-0014	-									
++ \$			22-17-035-0016	MiSeq									
++ %			22-17-035-0021										
++ &			12-18-001-0001										
++ '			12-18-015-0002										
++ (12-18-015-0004										
++)			12-18-015-0001										

						%	&	'	()	*	%	&
++*		12-18-015-0011	QTL										
+++		22-18-015-0001											
++,		13-18-015-0003											
++-		12-18-041-0001											
+, \$		12-18-041-0002											
+, %		22-18-041-0003											
+, &		12-11-039-0001	Trx HSP										
+, '		13-11-039-0001											
+, (11-09-005-0001	DMF										
+,)		12-09-007-0003											
+, *		12-09-007-0002	SK41										
+, +		22-19-004-0003											
+, ,		12-17-002-0002											
+, -		12-17-005-0005											
+, \$		22-17-005-0012	Nrf-2 UV-B										
+, %		22-17-005-0005											
+, &		12-17-006-0008											
+, '		12-17-006-0009	DEHP										
+, (12-17-006-0012											
+,)		12-18-044-0023	La1										

						%	&	'	()	*	%	&
+ *			12-18-044-0028										
++			12-18-044-0036	2									
+,			12-18-044-0001										
+ -			12-18-044-0008										
, \$\$			12-18-044-0010										
, \$%			12-18-044-0033										
, \$\$&			22-18-044-0010	JH-1									
, \$			22-18-044-0003	TMR									
, \$(22-18-044-0009										
, \$)			22-18-044-0015										
, \$*			22-12-028-0002										
, \$+			22-12-028-0001										
, \$			23-10-049-0002										
, \$			12-17-023-0012	GC-MS									
, %\$			22-17-023-0002										
, %%			13-17-023-0001										
, %&			23-19-034-0001										
, %			12-07-001-0018										
, %			12-07-001-0045	miR-204-5p VSMCs	Cav1								
, %			12-07-001-0026	MGF E									

						%	&	'	()	*	%	&
, %*		12-07-001-0038	MEK1										
, %+		12-07-001-0010	HMGCR interacts with PCV2										
, %		12-07-001-0055											
, %		12-07-001-0041	PCADK/PLGA										
, &\$		12-07-001-0017	-MOF										
, &%		12-07-001-0043	AD A ^{1/2} Tau										
, &&		12-07-001-0049	ZmGDH2										
, &		12-07-001-0020	LPS										
, &{		12-07-001-0015											
, &}		13-07-001-0002											
, &*		13-07-001-0018											
, &+		13-07-001-0015											
, &		13-07-001-0032	up										
, &		32-07-001-0001											
, ' \$		32-07-001-0004											
, ' %		13-07-001-0021											
, ' &		13-07-001-0020											
, ''		12-19-055-0007	rb1										
, ' (12-19-055-0011											
, ')		23-07-032-0002											

						%	&	'	()	*	%	&
--	--	--	--	--	--	---	---	---	---	---	---	---	---

,))


						%	&	'	()	*	%	&
, +)		12-10-005-0002	L- 1/2-	-1/4-									
, +*		32-10-005-0001	RNase H										
, ++		13-10-005-0002											
, +,		13-10-154-0001											
, +		12-10-024-0007	Bmo-miR-2780a	Bmser-1									
, , \$		12-10-024-0010	2										
, , %		12-10-024-0009	BmSCRB1	B									
, , &		21-10-024-0001											
, , '		22-10-024-0008											
, , (12-10-069-0011	DNA-										
, ,)		12-10-069-0012	CAM										
, , *		12-10-069-0003											
, , +		12-10-069-0006	HIPK3	2 RNA									
, , ,		12-10-069-0004											
, , -		12-10-069-0005											
, - \$		12-14-027-0001											
, - %		12-14-027-0008	Zip										
, - &		22-14-012-0001											
, - '		12-17-020-0001											
, - (12-17-020-0010	1/2-1	4-									

						%	&	'	()	*	%	&
, -)			12-17-020-0004										
, -,			33-26-001-0001										
, --			12-26-003-0017										
- \$\$			12-26-003-0001										
- \$%			22-26-003-0003										
- \$&			22-26-003-0004	F1									
- \$			33-26-003-0002										
			22-26-003-0008										
- \$)			23-26-003-0001	—3D									
- \$*													
- \$+			12-11-052-0005	()									

% & ' () *

						%	&	'	()	*	%	&
-')			13-14-001-0006										
-'*			13-14-001-0009										
-'+			13-14-001-0010	---									
-',			12-10-028-0003	(-)-¼-									
-'-			22-10-028-0002	A									
-(S			23-10-014-0001										
-(%			13-10-060-0001										
-(&			12-02-001-0003	VPA									
-('			12-02-001-0008	CUMS									
-((12-20-016-0001										
-()			12-05-003-0004										
-(*			12-29-002-0007	Lb14_3_3b									
-(+			12-29-002-0010										
-(,			12-26-033-0002										
-(-			12-15-013-0001										
-)S			32-15-013-0003	Ghrelin									
-)%			32-15-013-0008										
-)&			32-15-013-0006	S-									
-)'			13-15-013-0001										
-)(13-15-013-0002	L-									

91\$11




						%	&	'	()	*	%	&
-+)		12-13-001-0002	TDP										
-+*		12-13-001-0005	RIP3										
-++		12-13-001-0008	DHHC20 Caveolae										
-+,		12-15-001-0001											
-+		12-15-006-0002	HFF1										
-, \$		12-15-006-0001	DB1-3										
-, %		12-15-006-0004	J2										
-, &		12-15-006-0005	SRB2										
-, '		12-15-008-0006	VirB5										
-, (12-15-008-0005	OsYUC2										
-,)		13-15-008-0011											
-, *		13-15-008-0006											
-, +		12-15-019-0002											
-, ,		13-15-019-0002											
-, -		32-04-015-0001	½-catenin										
-- \$		12-04-001-0004											
-- %		13-04-001-0001											
-- &		22-04-020-0003											
-- '		23-16-032-0001											
-- (13-16-032-0005	.										

						%	&	'	()	*	%	&
%%			14-14-026-0002										
%%			14-19-035-0001										
%%			13-19-035-0002										
%%			22-18-042-0004										

						%	&	'	()	*	%	&
%))		12-17-013-0026	Clstn1 regulates ICAM5 in FXS										
%)*		12-17-013-0017	STAT3 CXCL1										
%)+		12-17-013-0018	PM2.5										
%),		22-17-013-0002											
%) -		32-17-013-0005	CO2										
%*\$		22-17-064-0012											
%*%		22-17-064-0015											
%*&		22-17-064-0005											
%*'		22-17-064-0010											
%*(22-17-064-0011											
%*)		12-25-001-0001	1 Syt1										
%**		11-25-045-0001											
%*+		12-25-045-0001											
%*,		12-25-010-0004	tRNA										
%*-		12-25-010-0013											
%+\$		12-25-010-0017	HPLC-Q-TOF/MS GC/MS										
%+%		13-25-010-0009	—II										
%+&		12-26-002-0007	DQA2										
%+'		12-26-002-0006	TLR2										
%+(12-26-002-0011	MSTN SNPs										

						%	&	'	()	*	%	&
%\$+)			12-26-002-0012	FABPs									

%\$+*



&

|%&|



|

|



|


|

|

|

|

|



%-

						%	&	'	()	*	%	&
%%&			22-21-111-0002										
%%&			22-21-013-0001										
%%&			23-21-013-0004										
%%&			12-21-014-0001	5S rDNA-FISH									
%%&			12-18-032-0006	BAG1									
%%&			33-18-032-0002										
%%&			12-27-010-0001										
%%&			21-10-048-0001										
%%&			12-10-054-0001										
%%&			12-10-054-0007	ROBO1/2									
%%&			13-10-054-0001										
%%&			13-25-012-0002	-									
%%&			11-07-004-0001	CK									
%%&			12-07-004-0005										
%%&			12-07-004-0004										
%%&			32-07-004-0002										
%%&			32-07-004-0003										
%%&			32-07-004-0004	(BSO)									
%%&			12-10-020-0013	WRKY									
%%&			12-10-020-0011										

						%	&	'	()	*	%	&
% (12-10-020-0016											
%)		12-10-020-0003											
% *		12-10-020-0004											
% +		13-10-020-0002											
%,		13-10-020-0007											
% -		22-21-041-0003											
% \$		12-25-036-0003	GDF9										
% %		12-25-036-0002											
% &		12-24-017-0001											
% '		13-24-001-0001											
% (13-04-026-0001											
%)		23-15-054-0002											
% *		22-15-054-0001											
% +		13-15-054-0003											
%,		23-15-054-0003											
% -		23-15-054-0004											
% \$		33-15-054-0003											
% %		13-15-054-0001											
% &		23-15-054-0005											
% '		23-15-054-0006											
% (23-15-054-0007											
%)		23-15-054-0009											

						%	&	'	()	*	%	&
%* %		12-07-011-0001	N-										
%+ %		32-07-011-0005											
%, %		13-07-011-0001											
%- %		13-07-011-0002											
%\$ %		23-07-011-0002											
%% %		23-07-011-0004											
%& %		22-07-063-0001											
%' %		32-07-063-0001											
%(%		12-07-009-0024	CA16										
%) %		12-07-009-0002	MCFs										
%* %		12-07-009-0016	DNA										
%+ %		12-07-009-0022											
%, %		12-07-009-0026	DNA	TetR									
%- %		12-07-009-0027	-	21									
/\$ %		12-07-009-0008		3D									
%% %		12-07-009-0011		L929									
%& %		13-07-009-0007											
%' %		13-07-009-0008											
%(%		13-07-009-0014											
%) %		13-07-009-0015											

						%	&	'	()	*	%	&
%*		23-07-009-0001											
%+		12-07-029-0022											
%,		12-07-029-0004	MPP+	PC12									
%-		12-07-029-0007											
%\$		12-07-029-0008	C	MGL									

%%%

						%	&	'	()	*	%	&
%*		12-11-007-0012											
%+		12-11-007-0001											
%,		12-11-007-0006											
%-		12-11-007-0015											
%SS		12-11-007-0010	8:2	C57BL/6									
%S%		22-11-034-0001											
%S&		12-11-017-0004											
%S'		23-11-017-0001											
%S(11-11-050-0001											
%S)		12-11-051-0006		2S									
%S*		12-11-051-0002											
%S+		12-11-051-0011		-									
%S,		12-11-051-0008		HEL									
%S-		12-11-051-0004		Kdm6b									
%S%		12-11-051-0005											
%S%		22-11-051-0001											
%S&		32-11-051-0001											
%S%		12-16-001-0003											
%S%		12-16-001-0008		PD-1									
%S)		13-16-001-0005											
%S%		12-16-015-0006											

						%	&	'	()	*	%	&
%&+		22-16-015-0001											
%&%		12-04-005-0001											
%&%		11-04-005-0001											
%&&S		12-15-004-0001	1/4	LamA									
%&&%		12-10-011-0002	Cd	Pb									
%&&&		22-18-029-0003	2										
%&&		12-17-008-0012											
%&&(12-17-008-0005											
%&&)		12-17-008-0001	ZX001										
%&&*		22-17-008-0002											
%&&+		12-01-028-0007	miRNA										
%&&		12-01-028-0010	miRNA	lncRNA									
%&&		12-01-028-0003											
%& \$		33-01-028-0001											
%& %		12-19-030-0002											
%& &		12-16-030-0007		-									
%& '		12-16-030-0010											
%& (12-16-030-0013											
%&)		22-16-030-0002	ELISA										
%& *		22-23-015-0001	LED										